



NEWPORT DENTAL LABORATORIES

CROWN & BRIDGE RX

505 Superior Avenue | Newport Beach | CA | 92663

855.686.4336

CASE NO. _____

RUSH *See rush schedule fees
1 day minimum prior to patient appointment date

Rx DATE / / **DUE DATE** / /

Dr.Name _____ Patient _____

Account# _____ Dr.Phone _____

Address _____ City, State _____

ALL CERAMIC RESTORATIONS

ZIRCONIA

- FULL CONTOUR MULTI-LAYERED
- FULL CONTOUR HIGH STRENGTH
- PORCELAIN LAYERED
- LAYERED FACIAL CUTBACK

LITHIUM DISILICATE

- LAYERED CROWN
- LAYERED VENEERS
- MONOLITHIC CROWN
- MONOLITHIC VENEERS
- MONOLITHIC INLAY/ONLAY

PORCELAIN FUSED TO METAL

- PORC FUSED TO YELLOW HIGH NOBLE
- PORC FUSED TO WHITE HIGH NOBLE
- PORC FUSED TO SEMI-PRECIOUS
- PORC FUSED TO NON-PRECIOUS

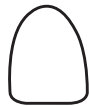
FULL METAL RESTORATIONS

- GOLD CROWN
- NON-PRECIOUS CROWN
- GOLD INLAY/ONLAY
- NON-PRECIOUS INLAY/ONLAY

PONTIC DESIGN



DESIRED SHADE _____



INCISAL TRANSLUCENCY

NONE ___ LIGHT ___ MEDIUM ___ HEAVY ___

CONTACTS

LIGHT ___ MEDIUM ___ BROAD ___

OCCLUSION

OUT ___ LIGHT ___ IN ___

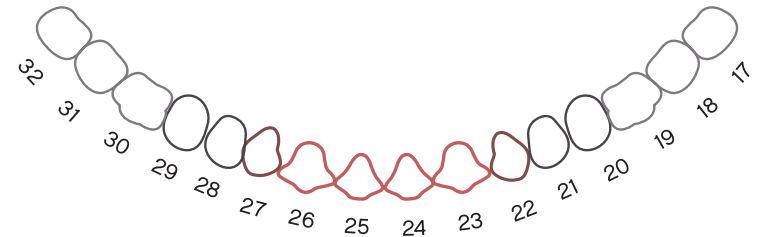
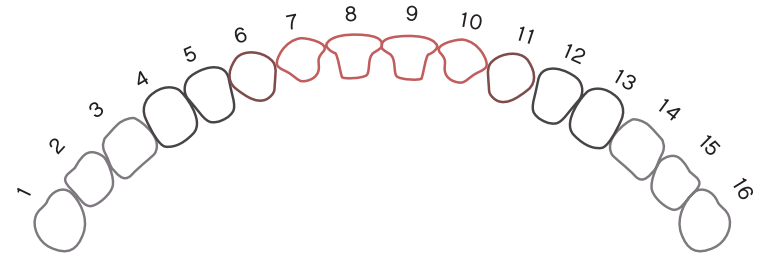
OCCLUSAL STAIN

NONE ___ LIGHT ___ HEAVY ___

STUMP SHADE _____

CUSTOM SHADE

IN-LAB _____ IN-DR. OFFICE _____



DR. SIGNATURE _____

D.D.S. LICENSE# _____